PROPOSED DWELLING IN PLOT NO: 15/2
AT ASHOK NAGAR MADRAS

MMDA (A)/PP No. ...
C.No. A2/9597/91
Scrutiny
PART I
PART II

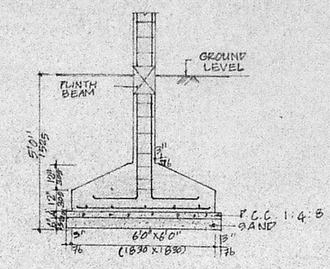

R.C. COLUMN FOOTING DETAIL

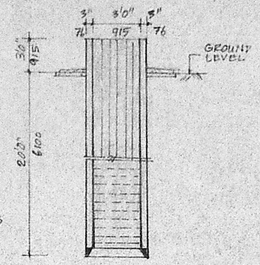

WELL DETAIL

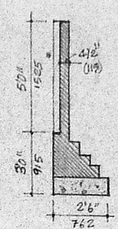

COMPOUND WALL DETAIL

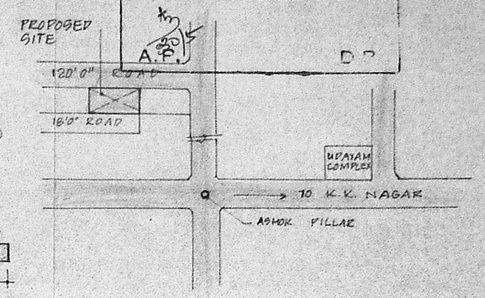

KEY PLAN
(NOT TO SCALE)

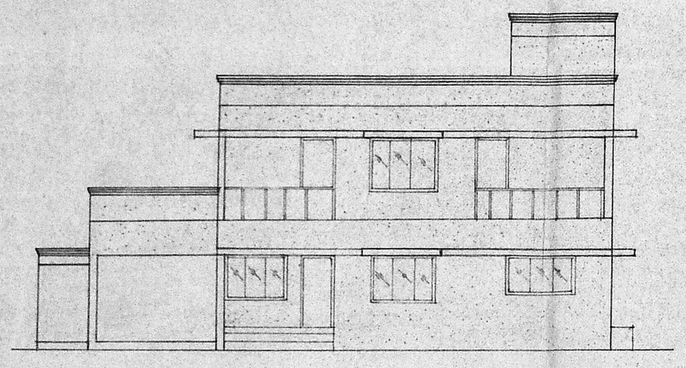

FRONT ELEVATION

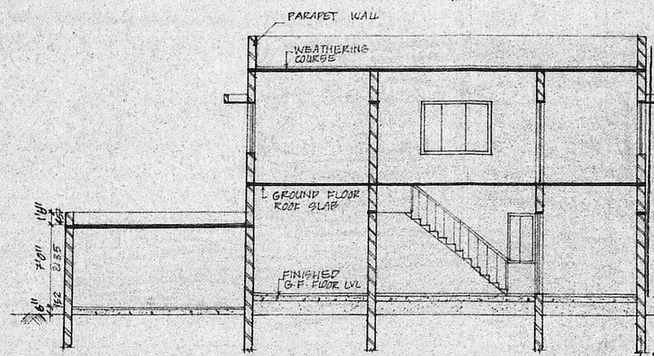

SECTION ON A-A

Planning Permit No. A/658/91
APPROVED
SUBJECT TO THE CONDITIONS IN THIS OFFICE LETTER.
No. A2/9597/91 Date 11-6-91
FOR MEMBER SECRETARY
MADRAS METROPOLITAN DEVELOPMENT AUTHORITY
MADRAS - 600 008.

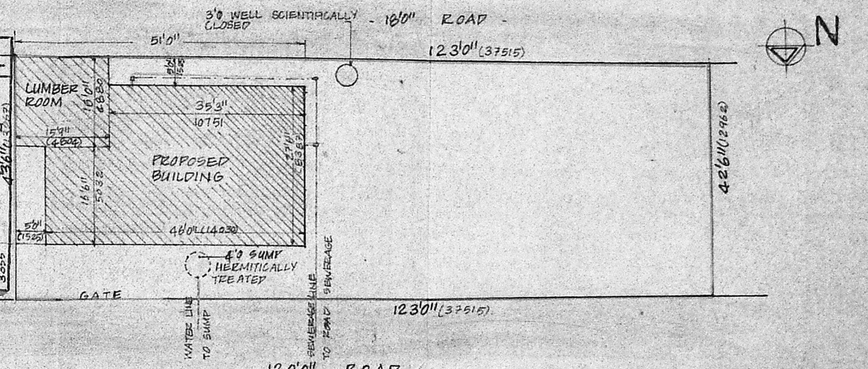

SITE PLAN
(SCALE : 1" = 16'0")

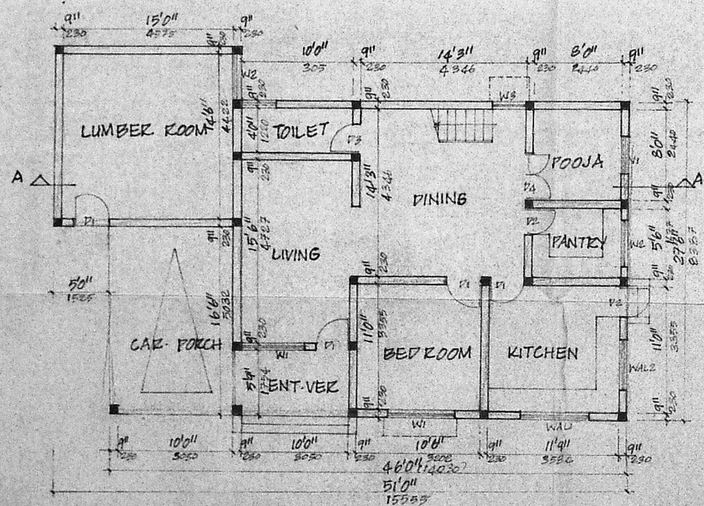

GROUND FLOOR PLAN

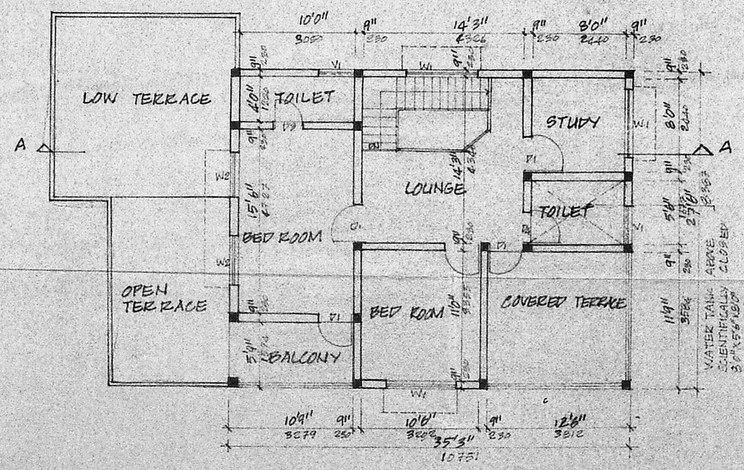

FIRST FLOOR PLAN

SCHEDULE OF JOINERY

TYPE	SIZE	DESCRIPTION
D1	3'0"x7'0"	T.W. PANE DOOR
D2	2'9"x7'0"	-DO-
D3	2'6"x7'0"	-DO-
D4	4'0"x7'0"	-DO-
W1	6'0"x4'6"	T.W. GLAZED WINDOW
W2	4'0"x4'6"	-DO-
W3	3'0"x4'6"	-DO-
WAL1	6'0"x3'0"	AL. GLAZED WINDOW
WAL2	4'0"x3'0"	-DO-
V1	3'0"x2'0"	T.W. GLAZED VENTILATOR

SPECIFICATION

1. R.C. COLUMN FOOTING IN FOUNDATION
2. P.C.C. OVER RIVER SAND FILLING
3. BRICK WORK IN BASEMENT AND SUPER-STRUCTURE IN C.M. 1:5
4. WALLS ARE PLASTED BY CEMENT PLASTER 1:5
5. WALLS ARE PAINTED BY CEMENT PAINT
6. LINTEL OVER OPENINGS
7. ROOF COVERED BY R.C. SLAB
8. ALL R.C. WORK IN C.C. 1:2:4
9. WEATHERING COURSE LAID WITH SLOPE

SCALE : 1" = 8'0" | DRN:
DATED: | CHD:

COLOUR INDEX

PROPOSED
PLOT BOUNDRY
ROAD

AREA STATEMENT

G. FLOOR AREA : 1147 SFT. 106.5 M²
F. FLOOR AREA : 969 SFT. 90.0 M²
LUMBER ROOM AREA : 252 SFT. 23.4 M²
TOTAL AREA : 2368 SFT. 220 M²

CONSULTANT
S. THIRUVENGADAM
A-54 ANNANAGAR
MADRAS - 600102

OWNER'S SIGNATURE

S. THIRUVENGADAM M.E.M.I. Stud. E.
A-54, ANNANAGAR,
MADRAS-600 102.

LICENCED SURVEYOR